



Protect vulnerable people



Prevent crime



Deal with those who cause most harm



Bring people to justice



Innovate and continuously improve

Retail Crime – Partnership Update

Aim – ‘To understand retail crime data and how it compares to national trends’

Silver Lead	Insp 1847 Richardson
Review Date	May 2024



Protect vulnerable people



Prevent crime



Deal with those who cause most harm



Bring people to justice



Innovate and continuously improve

All data used is based on year-to-date (YTD) data provided through Power BI CSP Application.

Melton Town and borough is divided into 5 separate policing areas:

- *Rural Melton South (NR30)*
- *Rural Melton North (NR34)*
- *Melton Town South (NR 33)*
- *Melton Town North (NR32)*
- *Melton Town Centre (NR31)*

The data provided will cover ALL Melton Borough policing areas but will mainly focus on the key retail area which is Melton Town Centre (NR31)



Protect vulnerable people



Prevent crime



Deal with those who cause most harm



Bring people to justice



Innovate and continuously improve

Total retail crime data for all 5 of the Melton policing areas. The YTD parameters are 1st April 2023 to 31st March 2024:



Protect vulnerable people



Prevent crime



Deal with those who cause most harm



Bring people to justice



Innovate and continuously improve



Notes:



Protect vulnerable people



Prevent crime



Deal with those who cause most harm



Bring people to justice



Innovate and continuously improve

- The data above shows that in the Melton Borough there has been 191 reported retail thefts, this is in comparison to 201 the previous year, a -5% reduction. Melton is one of only a small volume of towns across England and Wales who have seen a reduction in retail thefts.
- Melton Town Centre has reported 71 retail thefts this is a -13.4% reduction on the previous year, again a significant buck of the national trend.



Protect vulnerable people



Prevent crime



Deal with those who cause most harm

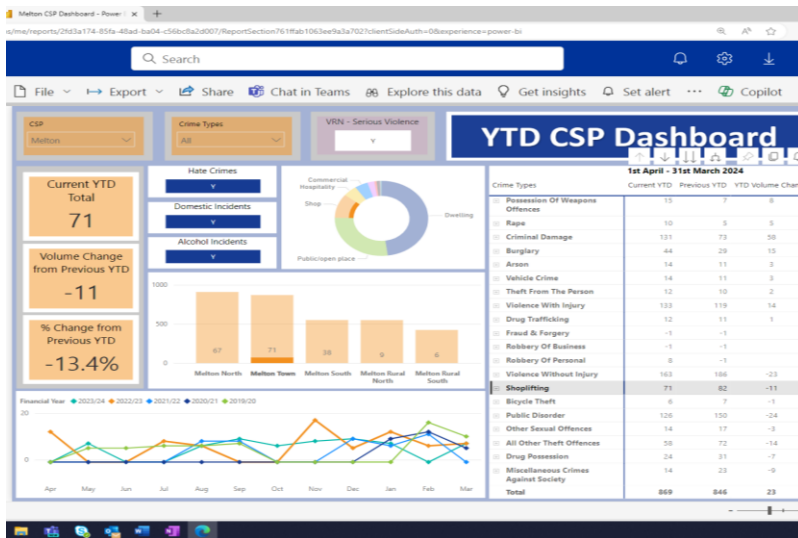


Bring people to justice



Innovate and continuously improve

Below is the Town Centre YTD Data:





Protect vulnerable people



Prevent crime



Deal with those who cause most harm

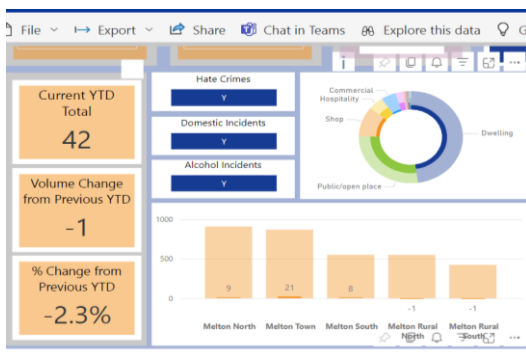


Bring people to justice



Innovate and continuously improve

Data sources indicate that across Melton Borough there has been 42 offences recorded where the location is in a retail store which are either recorded as Public order or violence with injury (Assault) this is a -2.3% reduction on the previous year:





Protect vulnerable people



Prevent crime



Deal with those who cause most harm



Bring people to justice



Innovate and continuously improve

Melton Town Centre YTD recorded 21 offences of either public order or assault, this a reduction of -4.5% on the previous year:



Protect vulnerable people



Prevent crime



Deal with those who cause most harm

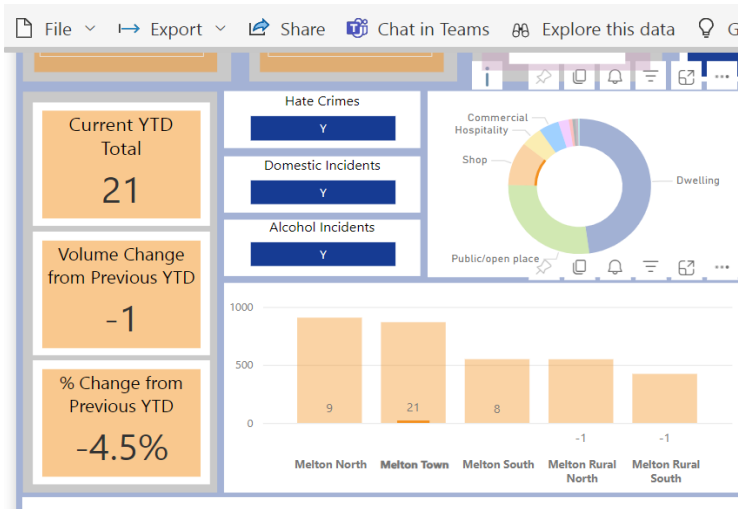


Bring people to justice



Innovate and continuously improve

Melton Town Centre, violence and public order offences in a retail store:





Protect vulnerable people



Prevent crime



Deal with those who cause most harm



Bring people to justice



Innovate and continuously improve

Conclusion:

Retail crime YTD is very positive compared to the national picture, this is both in the borough of Melton and Melton Town Centre. Leicestershire Police will continue to focus on the reduction of retail offences through working within the partnership on long term crime reduction strategies but also tackling substance abuse within our communities, which has direct correlation with retail crime figures.



Protect vulnerable people



Prevent crime



Deal with those who cause most harm



Bring people to justice



Innovate and continuously improve